



Financial Report – Fiscal Year 2025

Year to Date February 28, 2025

Major Highlights

Revenue

- Sales tax remittances received YTD January 2025 are 4.6% higher than YTD January 2024 and 1.6% higher than budget

Operating Expenses

- \$177.9 million expended to date, or 39.7% of full-year budget
- Professional services are below budget due to timing of consultation, software and professional fees

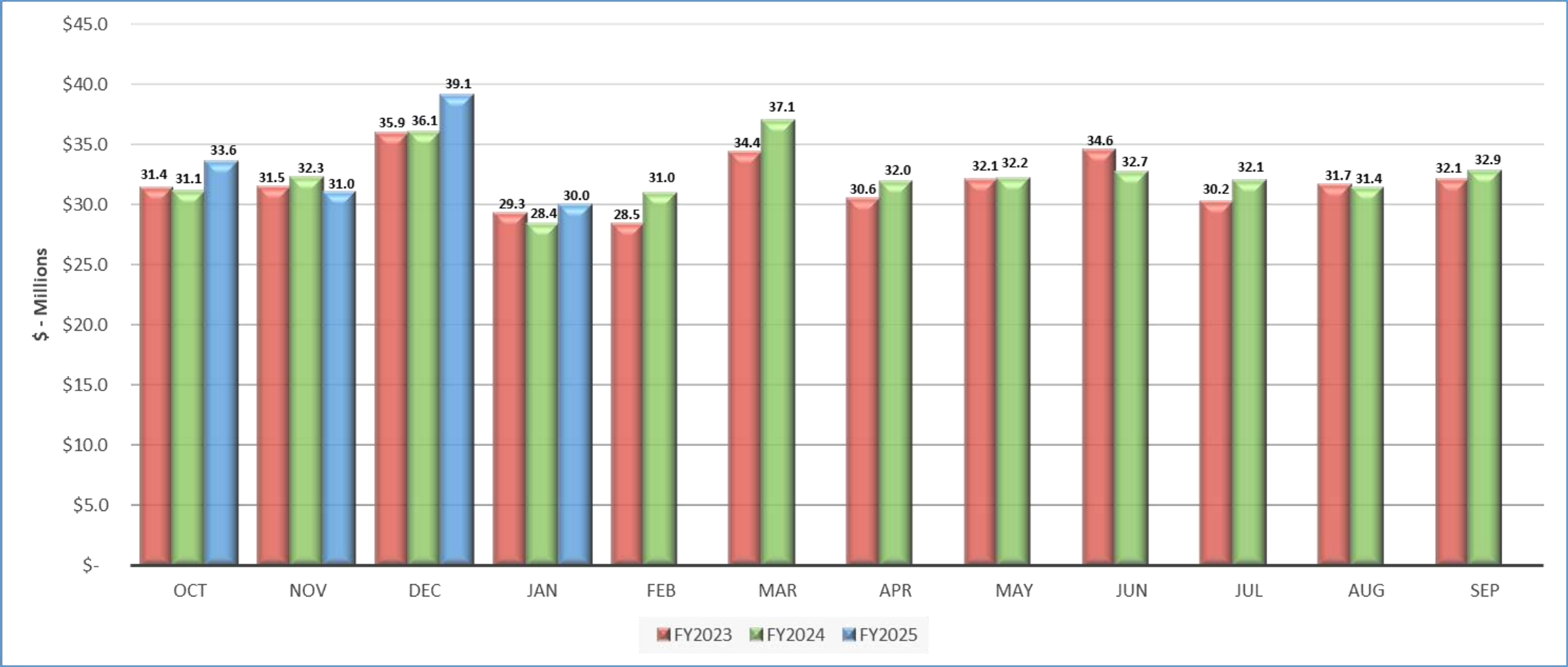
Capital Projects

- FY2025 capital project budget of \$229.8 million
- \$50.8 million expended to date, or 22.1% of full-year budget
 - Electric Bus Replacements, Bus Electrification Infrastructure, CapMetro Rapid Lines and Paratransit Van Replacement
- \$55.4 million outstanding commitments have been issued, or 24.1% of full-year budget
 - CapMetro Rapid Lines, Bus Electrification Infrastructure, New Headquarters Build-out, Electric Bus Replacements, and Double Tracking from Onion Street to East Timbes and Plaza Saltillo Station

Revenue

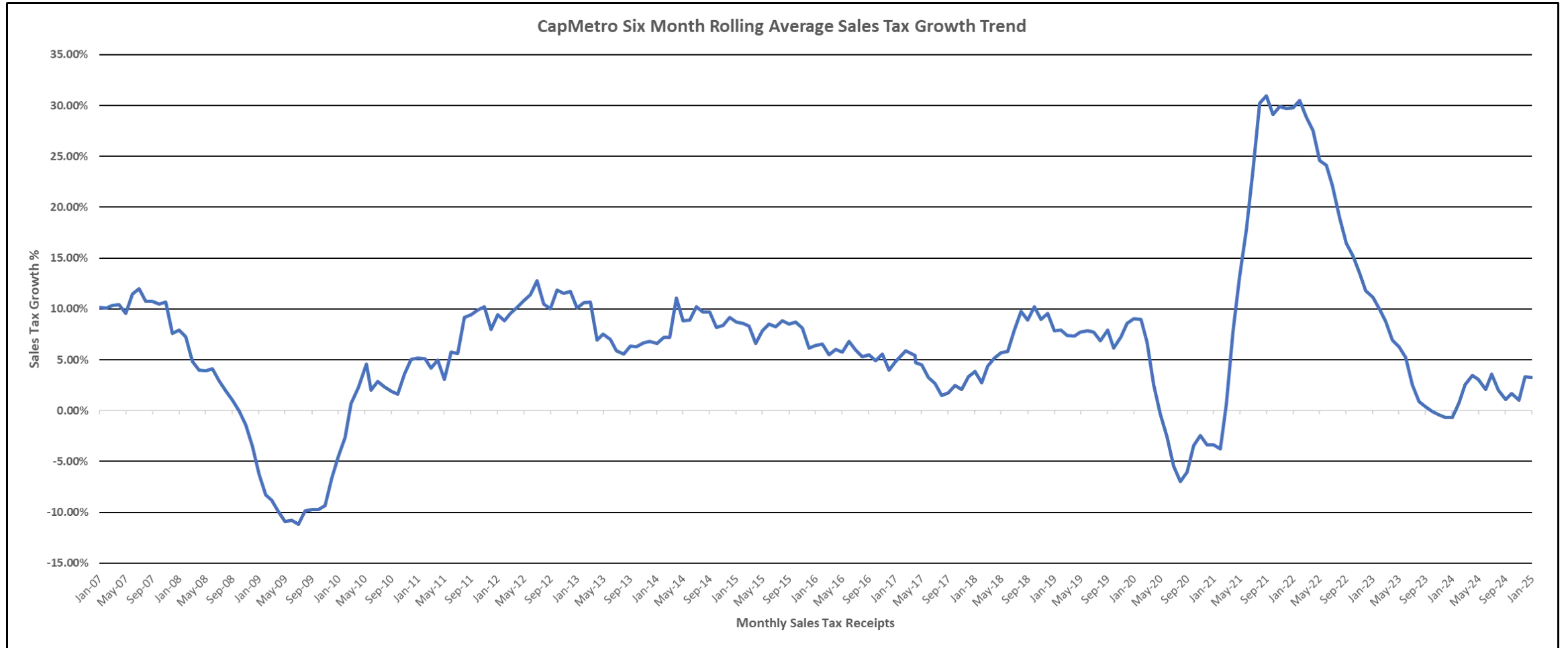
\$' Million Category	FY25 Feb YTD Actual	FY25 Feb YTD Budget	% of YTD Budget	FY25 Full Year Budget	% of Budget	Comments
Sales Tax	\$164.9	\$163.6	100.8%	\$402.8	40.9%	January and February sales tax receipts accrued
Passenger Revenue	6.4	8.1	78.2%	20.1	31.6%	
Freight Railroad Revenue	3.1	2.8	111.9%	6.7	46.9%	
Other Revenue	14.4	8.1	177.3%	19.2	74.9%	Favorable investment income and gain on asset sale
Operating Contributions and Grants	22.1	24.7	89.4%	64.8	34.1%	
Capital Contributions and Grants	35.5	36.6	96.9%	87.9	40.4%	
Total	\$246.4	\$244.0	101.0%	\$601.3	41.0%	

Actual Sales Tax Receipts



Total	\$382.4M	\$389.1M	\$133.8M
YOY % Growth	4.2%	1.7%	4.6%

Sales Tax Rolling Average Trend

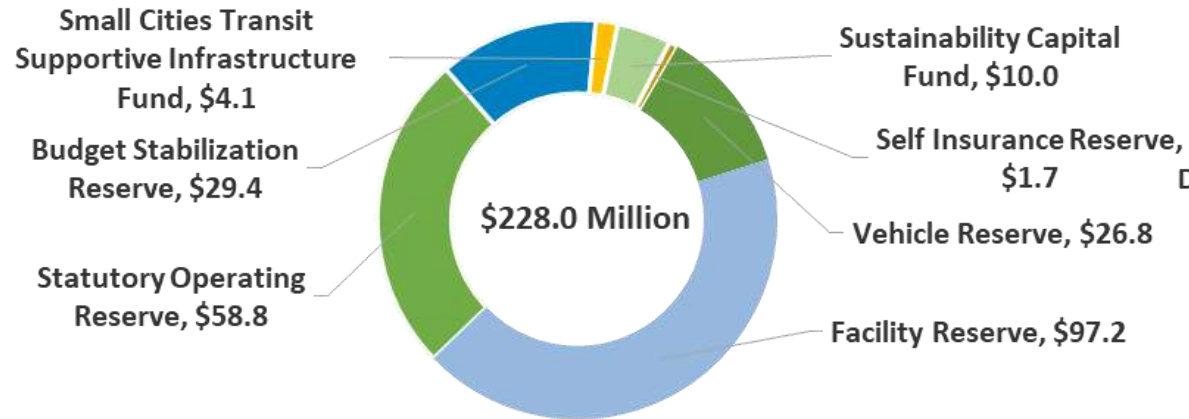


Operating Expense

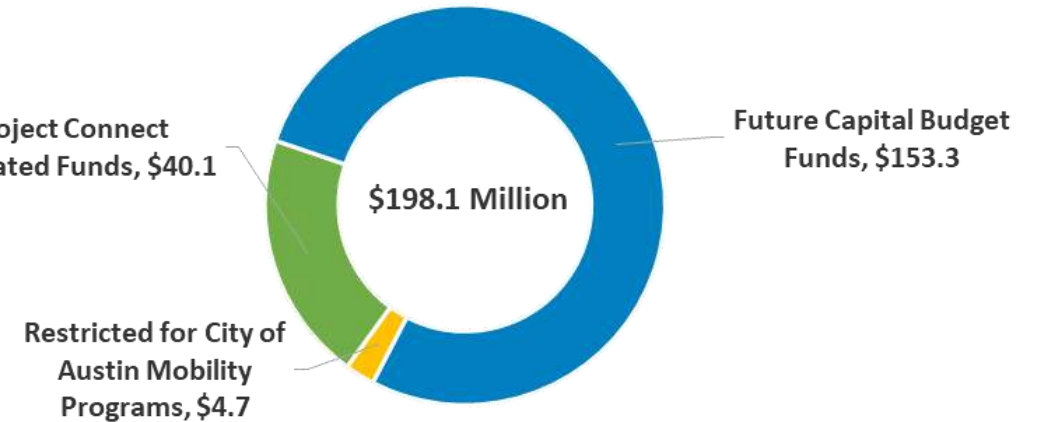
\$' Million Category	FY25 Feb YTD Actual	FY25 Feb YTD Budget	% of YTD Budget	FY25 Full Year Budget	% of Budget	Comments
Salaries and Benefits	\$38.7	\$39.9	96.9%	\$97.2	39.8%	
Professional Services	17.6	27.2	64.5%	60.6	29.0%	Timing of consultation, software and professional fees
Materials and Supplies	9.7	8.0	121.0%	19.2	50.3%	Higher than budgeted spending for bus maintenance materials expense
Fuel and Fluids	5.9	6.2	95.9%	15.1	39.0%	
Utilities	1.9	3.5	55.9%	8.3	23.3%	Timing of electricity-propulsion power, telephone and electric utility expense
Insurance	1.7	1.5	107.9%	2.0	84.6%	Timing of property insurance and vehicle liability premiums
Purchased Transportation	98.7	93.3	105.8%	228.8	43.1%	
Lease/Rentals	1.9	3.0	64.2%	6.2	30.7%	
Other Expenses	1.9	4.8	40.0%	11.2	17.0%	Unspent contingency
Total	\$177.9	\$187.2	95.0%	\$448.5	39.7%	

Reserve, Allocated & Restricted Funds

Reserve Funds



Allocated & Restricted Funds



Notes:

- Additional funding was allocated to the statutory operating and budget stabilization reserves based on the board-approved funding formula. The statutory operating reserve equals 2 months of audited FY2023 operating expenses. Contributions to the budget stabilization reserve began in February 2016 with \$7 million reserved in FY2016 and \$3 million in FY2017. An additional contribution was made in FY2018 to fully fund the budget stabilization reserve. The sustainability capital fund was established in FY2022 with \$10 million to support CapMetro's Sustainability Vision Plan. In March 2022, a regional partnership with small-member cities and a \$10 million Transit Supportive Infrastructure Fund was established. A \$100 million Facility Reserve and a \$50 million Vehicle Reserve were established in FY2025 as CapMetro addresses the largest needs of the agency.
- Funds for capital investment are required to help address extensive capital needs. The capital budget for FY2025 is \$229.8 million, with \$142.0 million funded by FY2025 income and \$87.9 million from capital contributions and grants. These capital improvements are needed to maintain the state of good repair of the community's transit infrastructure and to be in compliance with Federal regulations. The FY2025 capital budget also contains CapMetro held contracts of the Project Connect program of projects. The City of Austin Mobility Fund was reduced by \$335 thousand from projects in FY2024.

Capital Projects Summary

\$'000 Project Category	Expended	Outstanding Commitments	Original Budget	Revised Budget	Expended & Committed as % of Revised Budget	Comments
Commuter Rail	\$881	\$1,737	\$6,307	\$6,307	41.5%	Grade Crossing Signal Health Monitoring and SOGR for Rail Grade Crossings
Vehicles	24,873	6,553	34,131	41,319	76.1%	Electric Bus Replacements and Paratransit Van Replacements
Information Technology	2,352	4,323	11,144	10,646	62.7%	Customer Payment Systems and ePaper DMS for BRT & Rail Plus IDIQ
Facilities	7,393	16,035	32,944	34,091	68.7%	Bus Electrification Infrastructure and Bus Stop Street Furniture and Equipment
Freight Railroad	16	56	0	60	120.5%	Bridge Replacement
Property & Asset Management	4,749	7,115	55,350	47,068	25.2%	1705 Guadalupe Purchase and Build-Out and New Headquarters Build-out
Contingency	0	0	10,000	11,243	0.0%	Bikeshare move to operating expense and return of MetroRapid South Lamar Extension
Project Connect	10,401	18,936	68,445	67,588	43.4%	CapMetro Rapid Lines, Park & Rides and End of Line Charging
Strategic Planning	24	489	9,600	9,600	5.3%	Broadmoor Rail Development
Security	100	121	1,912	1,912	11.6%	
Total	\$50,789	\$55,364	\$229,834	\$229,834	46.2%	

Outstanding commitments are for purchase orders that have been issued.

CapMetro

Thank you!